

## USING VENMO TO DONATE TO CHRISTMAS FOOD BOXES AT ST TIMOTHY'S

Update Date: 10/18/2025

Venmo identity for St. Timothy's – @StTimothys-Church – The confirmation “*phone*” number is 8503  
**Donating requires using the Venmo App on your phone or tablet.**

### EITHER

use the QR reader on your phone or tablet to click on the QR code below and log into your account on Venmo.

### St Timothys Church

@StTimothys-Church

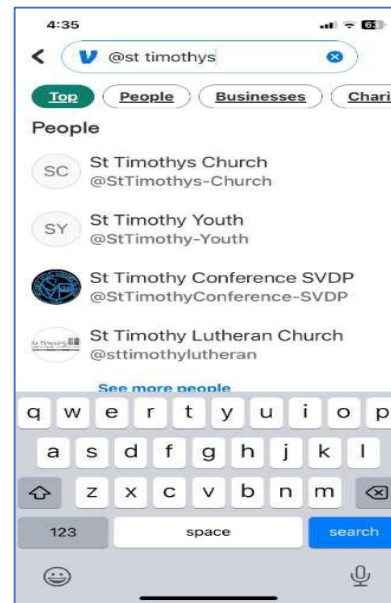


### OR

click on the app on your phone or tablet.

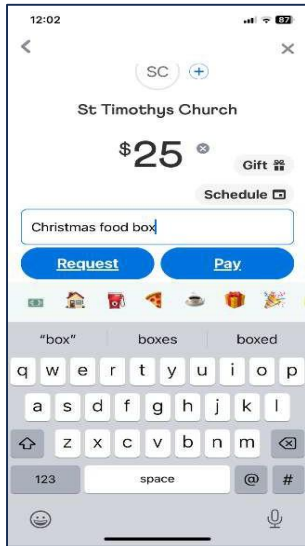
Click on the [Pay/Request](#) link.

Enter “@St Timothys” and select the St Timothys Church/@StTimothys-Church entry from the list

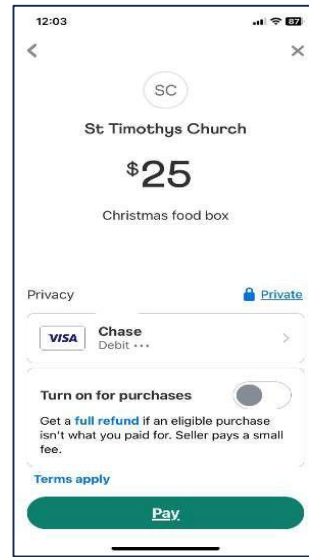


You **may** be asked for the last 4 digits of the phone number for the account. They are **8503**.

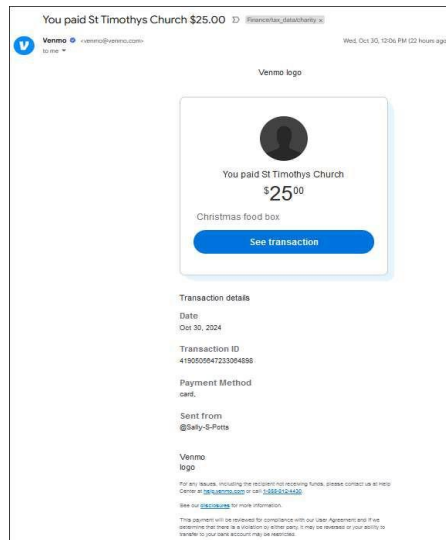
Enter the amount of the donation and “Christmas Food Boxes” where you see “What’s this for?”. Then click on the ( Pay ) oval.



Screen shot showing donation after the entry has been completed. I used my Chase Debit account.



You should receive an email from Venmo documenting your donation.



Venmo sends an email to 4 people at St. Timothy’s when someone donates as well as an email to the donor. One of those people will forward the email to us so we can update the spreadsheet where we track donations.

Please send any questions to Sally Shea Potts – [johncathyhager@gmail.com](mailto:johncathyhager@gmail.com)